

REMOTE CONTROL FOR LED STRIP

RGB, 4-zone

Model No
907436

Product Features

Our remote can control the LED lights up to four different zones.
It controls the color, and brightness with different programs.

Technical Parameters

Model No.: 907436

Voltage: 3V(AAA * 2PCS)

Transmission Frequency: 2.4GHz

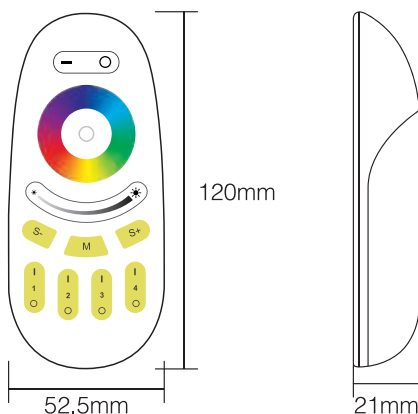
Modulation Method: GFSK

Transmitting Power: 6dBm

Standby Power Consumption: 20uA

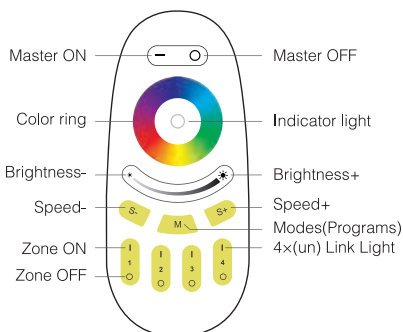
Control Distance: 30m

Size: 120x52.5x21mm



Products Key Diagram

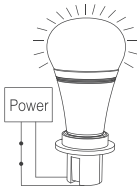
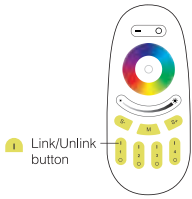
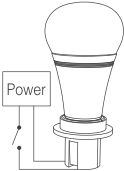
Remark: Hold "I" to get white mode. Under white mode, press 'S-' to get warm white, press 'S+' to get cool white. Under color mode, press 'S+/S-' for saturation control. When press 'M', S+/S- can adjust the speed of the dynamic modes.
To dim all RGBW lights at once or change the color, first press "Master ON". to do this with individual lights, first press "Zone ON". secondly, choose the color or brightness according to the color ring or brightness ring.



Linking & Unlinking

Remark: The light can be working after linking with the remote controller.


Linking Instructions



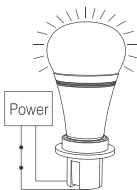
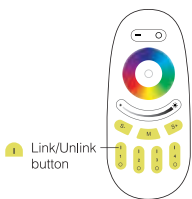
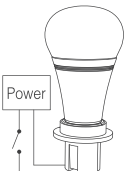
1 Switch off the light and switch it on after 10 seconds.

2 When the light is on short press any of the zone buttons "1" **1 time** within 3 seconds.

3 The light will blink slowly 3 times which means the linking process has been successful.

 If the light does not blink slowly, the linking process has failed. Please, switch off the light again and follow the steps again.

Unlinking Instructions




1 Switch off the light and switch it on after 10 seconds.

2 When the light is on long press any of the zone buttons "1" within 3 seconds.

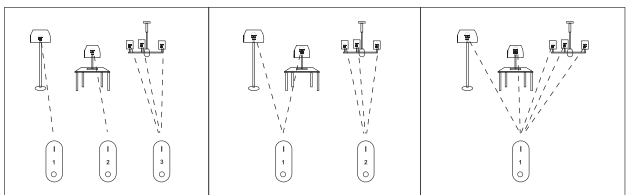
3 The light will blink quickly 10 times which means the unlinking process has been successful.

Unlinking must be the same zone with the Linking

 If the light does not blink rapidly, the unlinking process has failed. Please, switch off the light again and follow the steps again.

Grouping of several lights

You can add an endless numbers of lights to a zone on the 4 channel remote by linking the lights to different zones. This way you are completely flexible in creating different group combinations. Below you can see some grouping examples.



Remark:

1. The user can re-programme freely as needed. One remote can control countless lamps or controllers, but one lamp or controller can only be controlled by four remotes (Max).
2. Please check the battery installation and controller (totally discharge the power), when you programme after switching off and switching on.

Attention

1. This remote will work with only specified products, not all Varnalux products can be controlled with this product.
2. In the using of the remote, if the indicated lamp blinking quickly, pls change the battery in time. Please don't use poor quality battery to avoid the leaking of battery liquid to damage the remote controller.
3. Please keep your finger off the touch ring when installing the batteries, to improve its sensitivity, and use the remote (3 seconds later) after the batteries are installed. Please reinstall the batteries, if the touch ring is found low-sensitivity.
4. This 2.4GHz remote control system is precise electronic product; don't use it in humid, high temperature, dust and high voltage environment; Saving it at indoor, dry and no static electricity environment.
5. Please don't use this remote controller in a wide-range metal area or in a strong electromagnetic field area as it will badly affect the controlling distance.